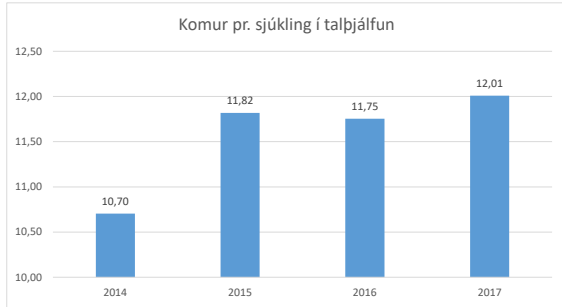


### Talpjálfun 2014 - 2017

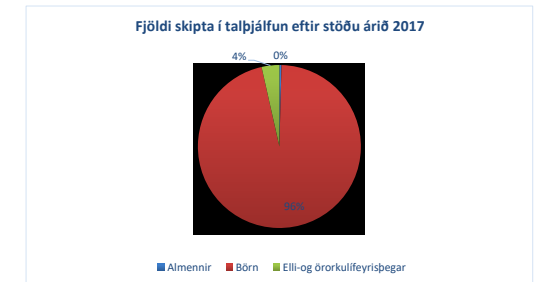
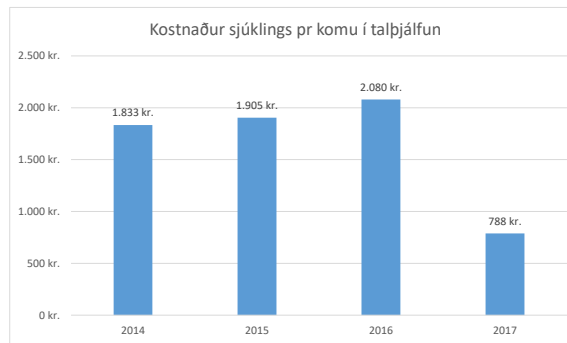
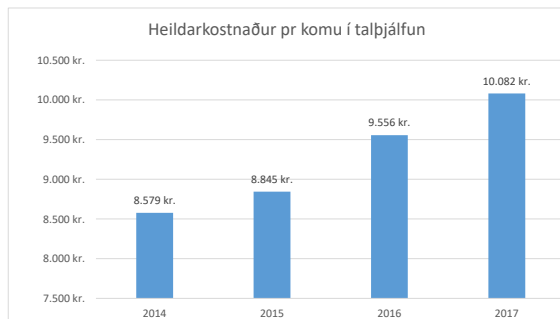
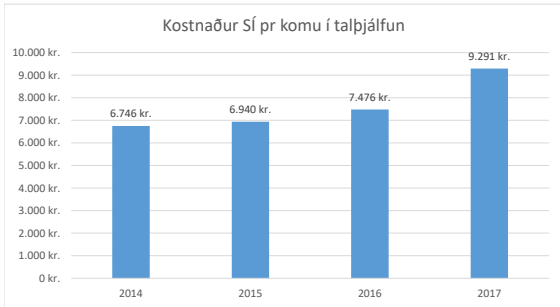
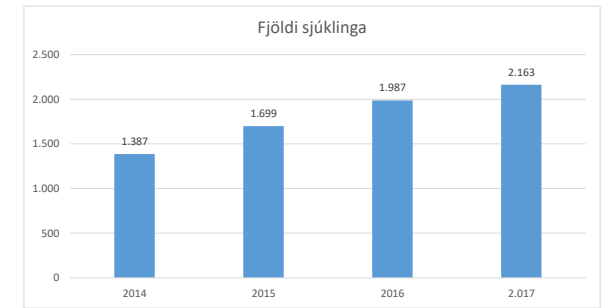
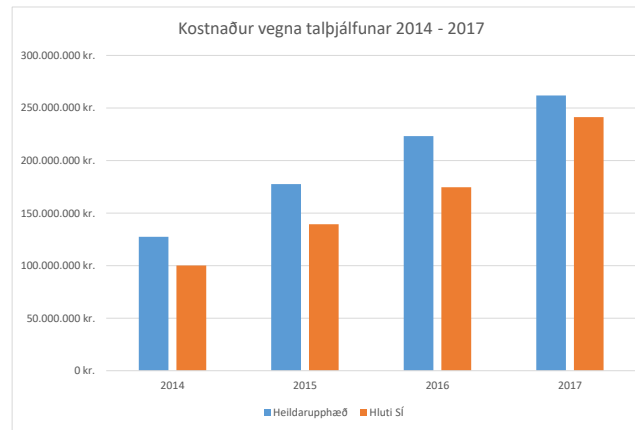
Heildarupphæð	Hluti Sí	Fjöldi sjúkl	Fjöldi sjúkl
2014 127.361.420 kr.	100.150.958 kr.	1.387 m.v.12.02.2015	2014 1.387
2015 177.588.925 kr.	139.344.839 kr.	1.699 m.v. 12.05.2017	2015 1.699
2016 223.180.804 kr.	174.603.546 kr.	1.987 m.v. 12.05.2017	2016 1.987
2017 261.881.321 kr.	241.346.085 kr.	2.163 m.v.13.09.2018	2.017 2.163

### Talpjálfun 2010 - 2016

Heildarupphæð	Hluti Sí	Hluti Sjúklings	Einingar	Skipti	Komur
2014 127.361.420 kr.	100.150.958 kr.	27.210.409 kr.	2.599.195	14.861	14.846 m.v.12.02.2015
2015 177.588.925 kr.	139.344.839 kr.	38.244.081 kr.	3.505.028	20.381	20.079 m.v. 12.05.2017
2016 223.180.804 kr.	174.603.546 kr.	48.577.258 kr.	4.260.067	24.640	23.356 m.v. 12.05.2017
2017 261.881.321 kr.	241.346.085 kr.	20.473.716 kr.	4.771.886	27.364	25.976 m.v.13.09.2018



	Komur per sjúkling	Kostnaður per koma	Kostn. Sí per koma	Kostn. Sjúkl p.k.
2014	10,70	8.579 kr.	6.746 kr.	1.833 kr.
2015	11,82	8.845 kr.	6.940 kr.	1.905 kr.
2016	11,75	9.556 kr.	7.476 kr.	2.080 kr.
2017	12,01	10.082 kr.	9.291 kr.	788 kr.



Stöðu	Komur
Almennir	108
Börn	24964
Elli-og örorkulífeyrisþ	913